

## Product information sheet SUBLINE 400-U for Coloured Components

Item no. 527786

### Benefits

---



- Our versatile SUBLINE kitchen sink range almost wholly vanishes into the undermount, fitting harmoniously into the worktop: a must for minimalist kitchens
- Elegant InFino strainer for swift water drainage, less splashing and superfast sink drying
- Maximum colour flexibility by choosing complementing waste fitting set in satin gold, black matt, satin dark steel or satin platinum metal finishes
- Waste and coloured components set - needs to be ordered separately

### Colours

---



Available colours:

black  
anthracite  
rock grey  
volcano grey  
white  
soft white  
tartufo  
coffee

SILGRANIT black

## Planning information

---

- Cut out radius: 10 mm
- Note: Drainage components must be ordered separately.

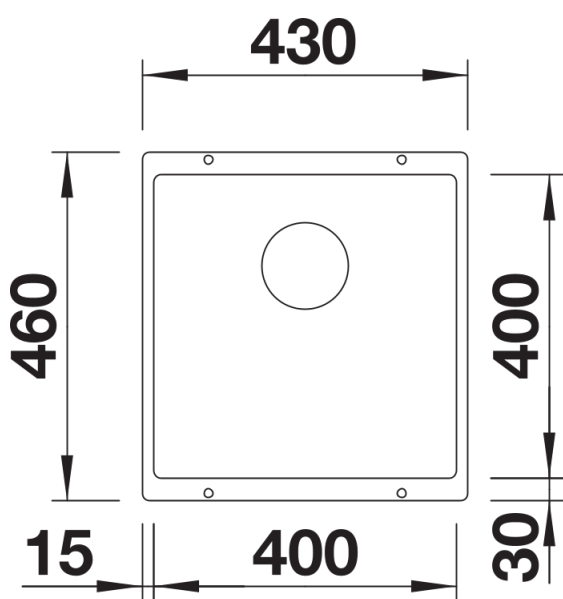
## Scope of supply

---

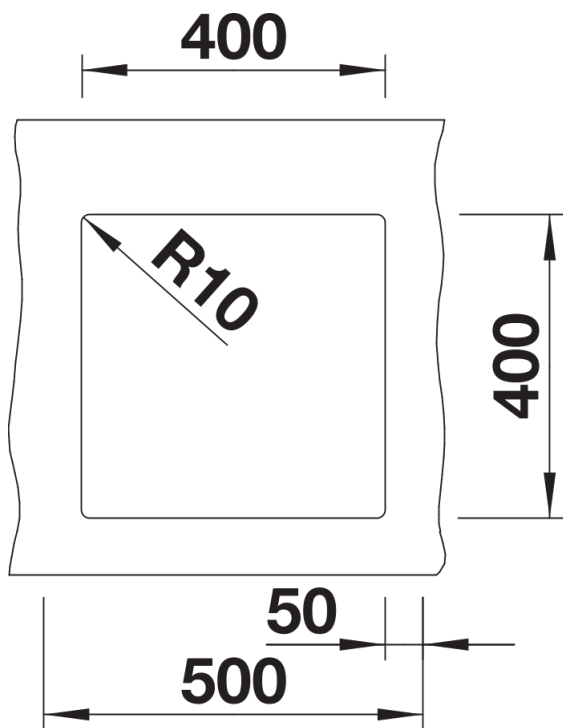
- Fixing kit

## Details

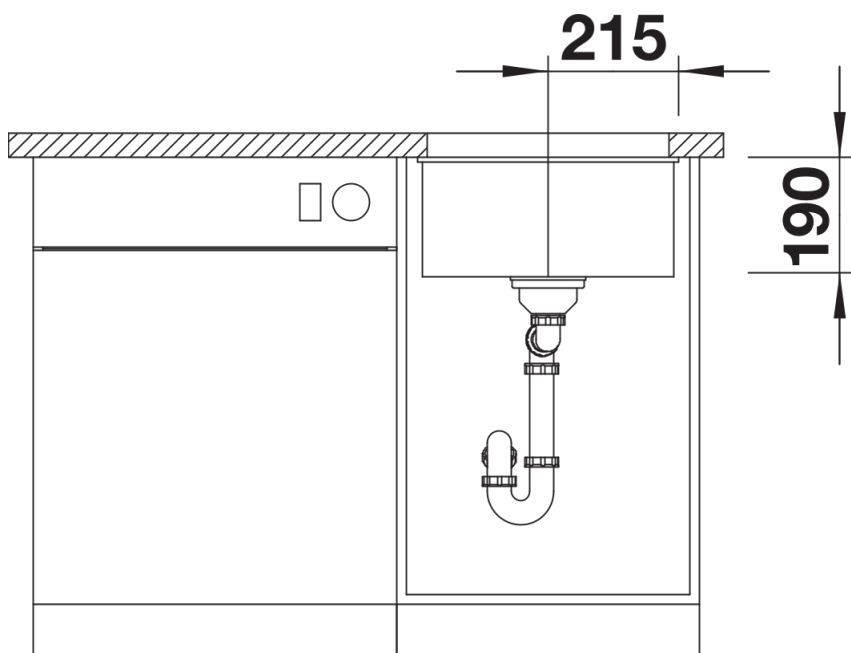
---



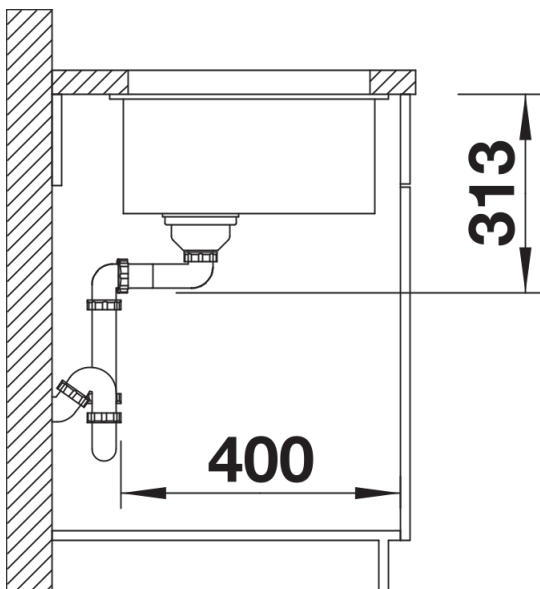
Top view



Cut-out



Front view



Side view