

Product information sheet SUBLINE 400-U for Coloured Components

Item no. 527792

Benefits



- Our versatile SUBLINE kitchen sink range almost wholly vanishes into the undermount, fitting harmoniously into the worktop: a must for minimalist kitchens
- Elegant InFino strainer for swift water drainage, less splashing and superfast sink drying
- Maximum colour flexibility by choosing complementing waste fitting set in satin gold, black matt, satin dark steel or satin platinum metal finishes
- Waste and coloured components set - needs to be ordered separately

Colours



Available colours:

- black
- anthracite
- rock grey
- volcano grey
- white
- soft white
- tartufo
- coffee

SILGRANIT coffee

Planning information

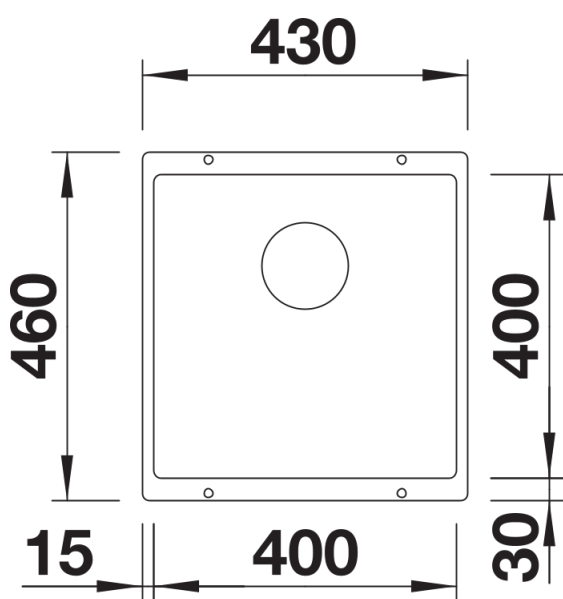
- Cut out radius: 10 mm

Note: Drainage components must be ordered separately.

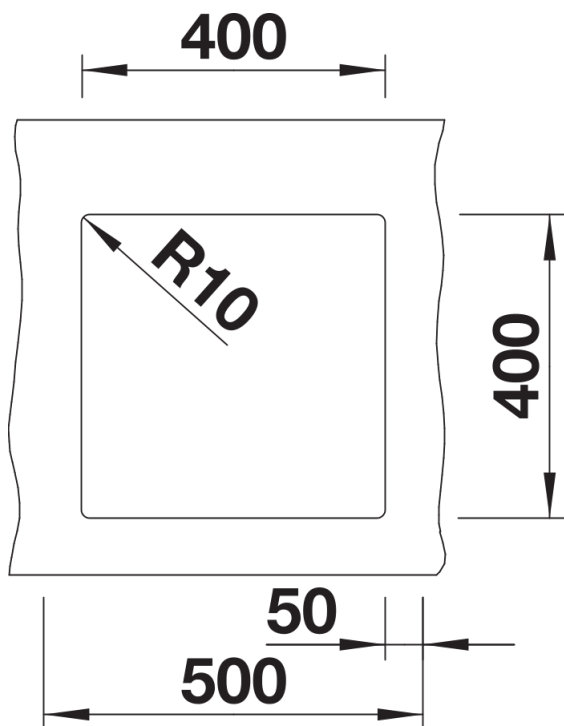
Scope of supply

- Fixing kit

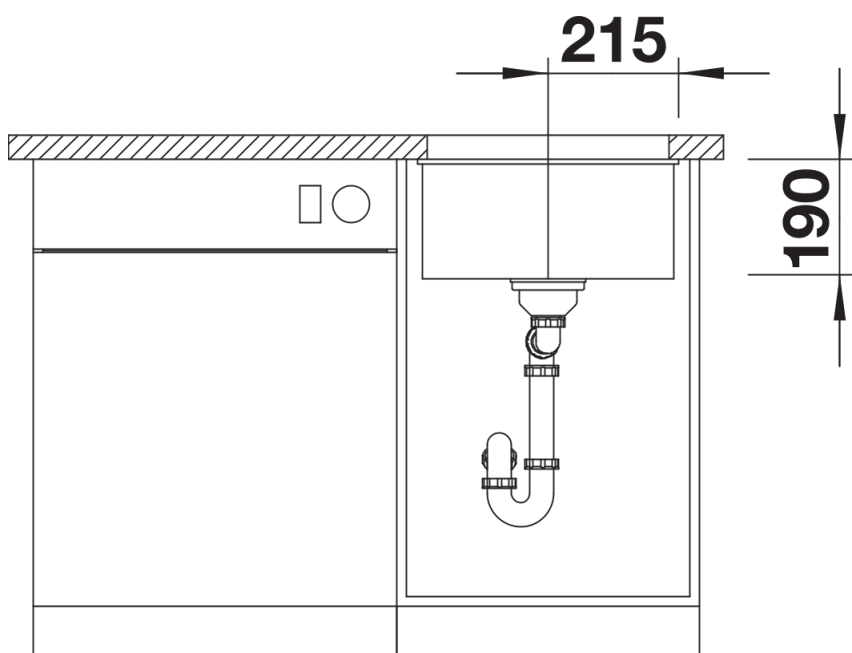
Details



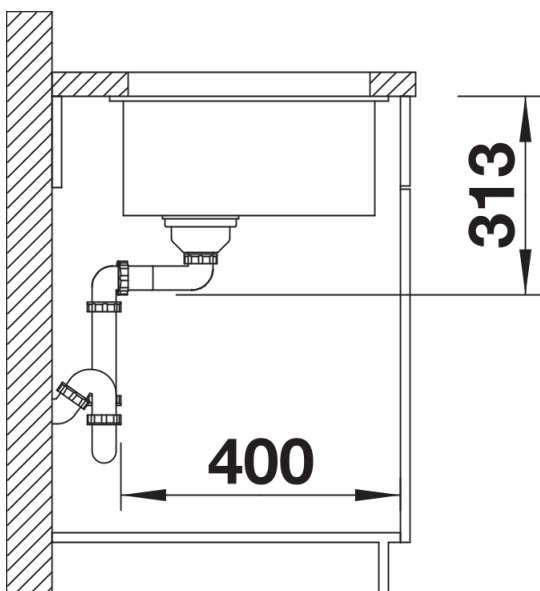
Top view



Cut-out



Front view



Side view