

Product information sheet LINUS

Item no. 514019

Benefits



- Minimalist design
- High spout for easy filling of pans and vases
- Stylish L shaped spout
- Spout can be swivelled through 360° for greater cover

Colours



Available colours:
chrome

galvanic chrome

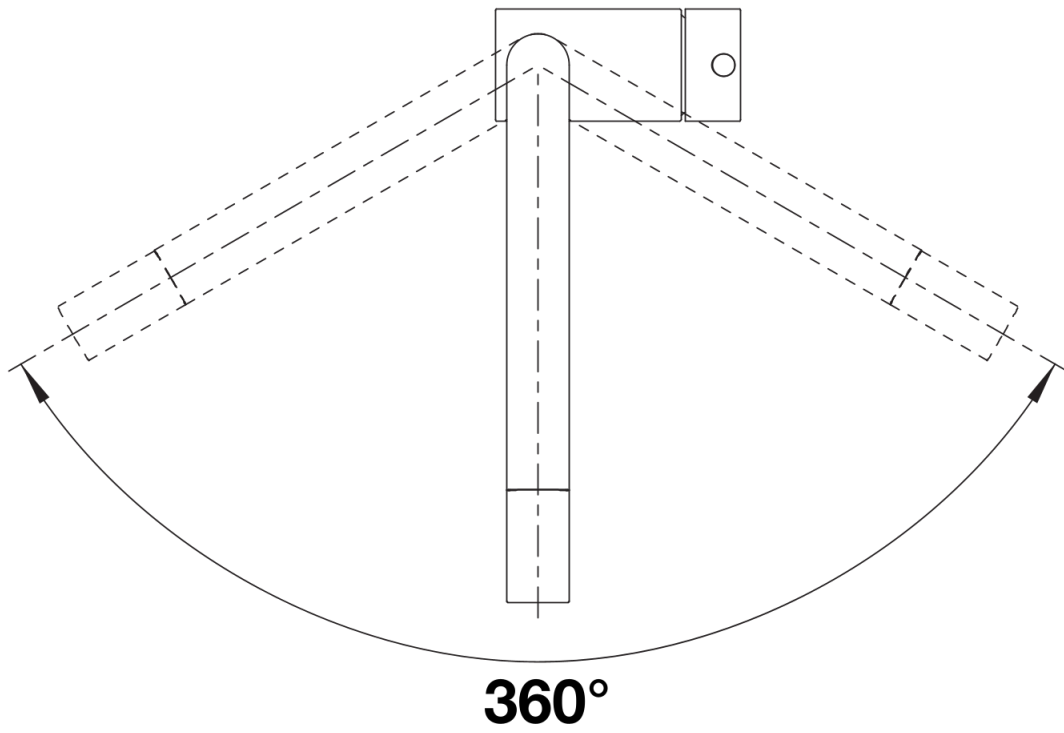
Planning information

- Please note:
High pressure supply only - requires minimum of 1.0 bar pressure (approx 10 metre head)
 $\frac{3}{8}$ " BSP connectors required (not supplied)
Heavy duty metal tap stabilising bracket, fit when required. Item No. 450775
Height: 284
Reach: 219
Base: 45
Tap hole: $\varnothing 35$

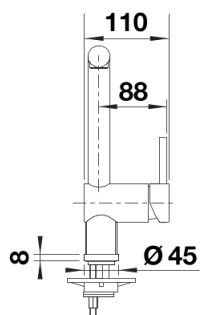
Scope of supply

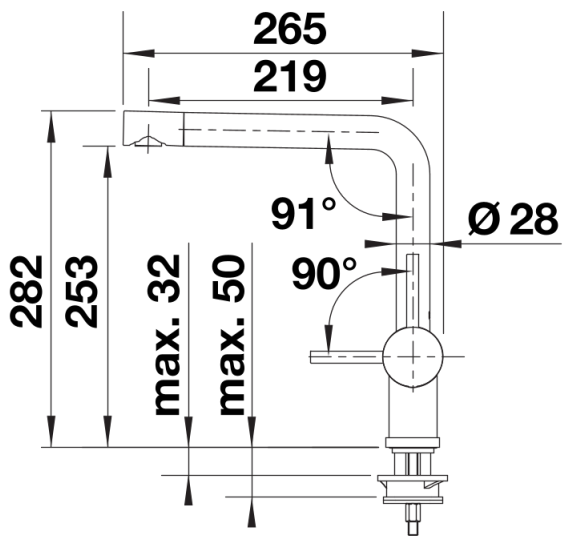
- $\varnothing 35$ mm tap hole required
- Flexible connector pipes, 700 mm long and $\frac{3}{8}$ " nut
- Requires a balanced high pressure supply only, minimum 1.0 bar
- Fit metal stabilising bracket if required, item number 513383

Details



Swivel range





Side view