

## Product information sheet SUBLINE 340/160-U

Item no. 523562

### Benefits

---



- Our versatile SUBLINE kitchen sink range fits harmoniously into the worktop: great for minimalist kitchens
- Straight-lined design: timelessly elegant
- Spacious main bowl and additional smaller bowl for easy food prep
- Stylish InFino strainer for swift water drainage

### Colours

---



Available colours:

black  
anthracite  
rock grey  
volcano grey  
white  
soft white  
tartufo  
coffee

SILGRANIT white

## Planning information

---

- Cut out size: 525 x 400 x R10

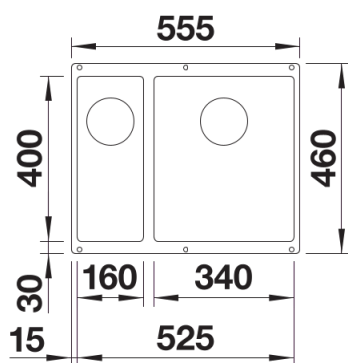
## Scope of supply

---

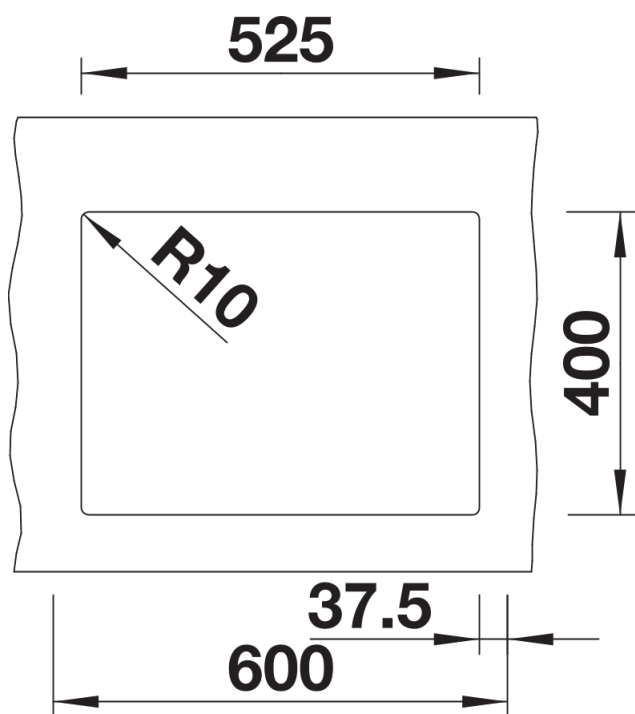
- Waste fitting with space-saving pipe
- two 3 ½" InFino basket strainer

## Details

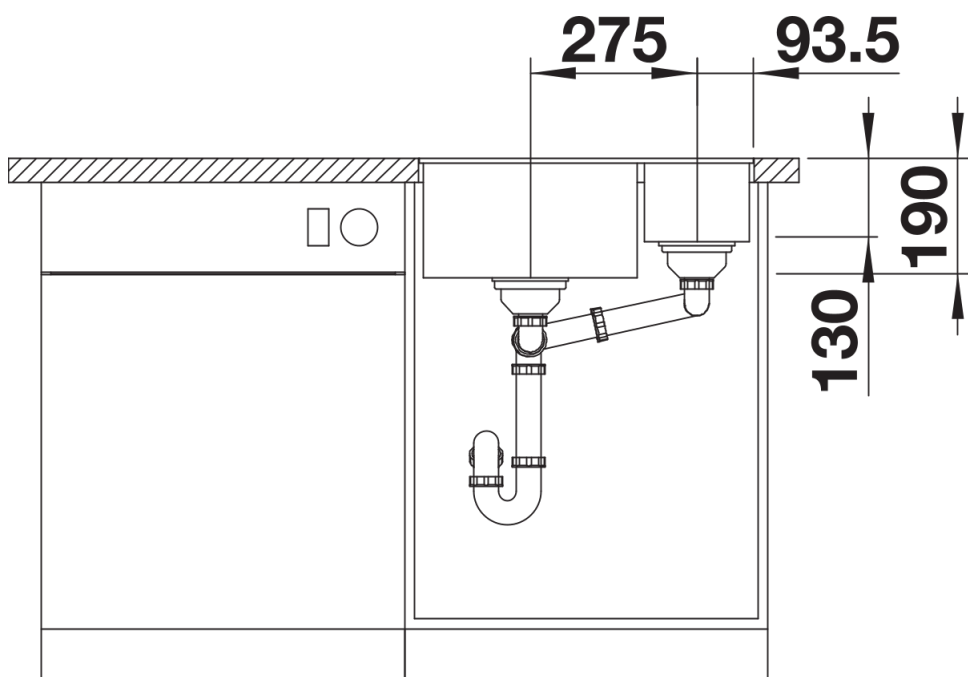
---



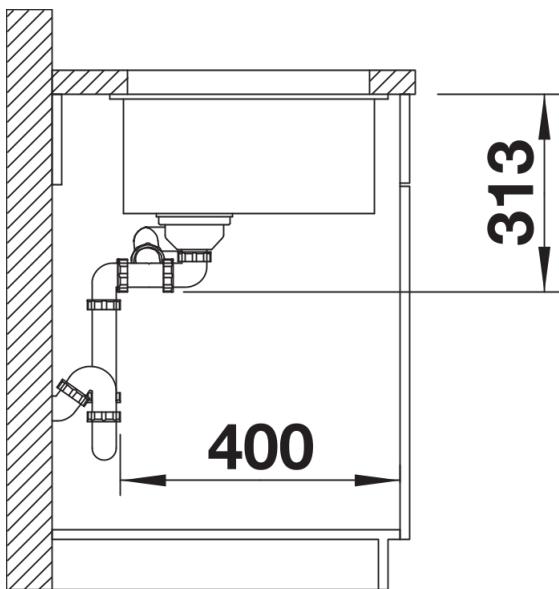
## Top view



Cut-out



Front view



Side view