

Product information sheet SUBLINE 340/160-U

Item no. 523559

Benefits



- Our versatile SUBLINE kitchen sink range almost wholly vanishes into the undermount, fitting harmoniously into the worktop: a must for minimalist kitchens
- Straight-lined design: timelessly elegant
- Spacious main and additional smaller bowl for easy food prep
- Elegant InFino strainer for swift water drainage, less splashing and superfast sink drying

Colours



Available colours:

black
anthracite
rock grey
volcano grey
white
soft white
tartufo
coffee

SILGRANIT rock grey

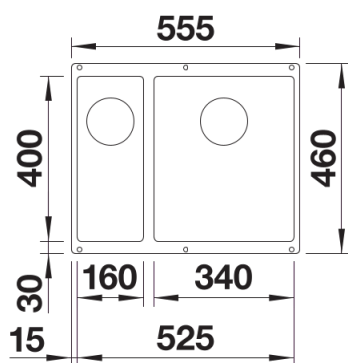
Planning information

- Cut out size: 525 x 400 x R10

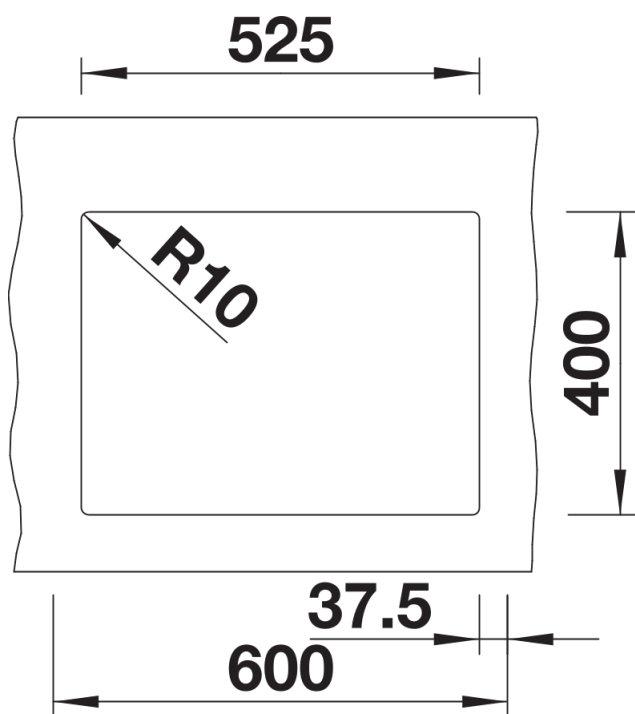
Scope of supply

- Waste fitting with space-saving pipe
- two 3 ½" InFino basket strainer

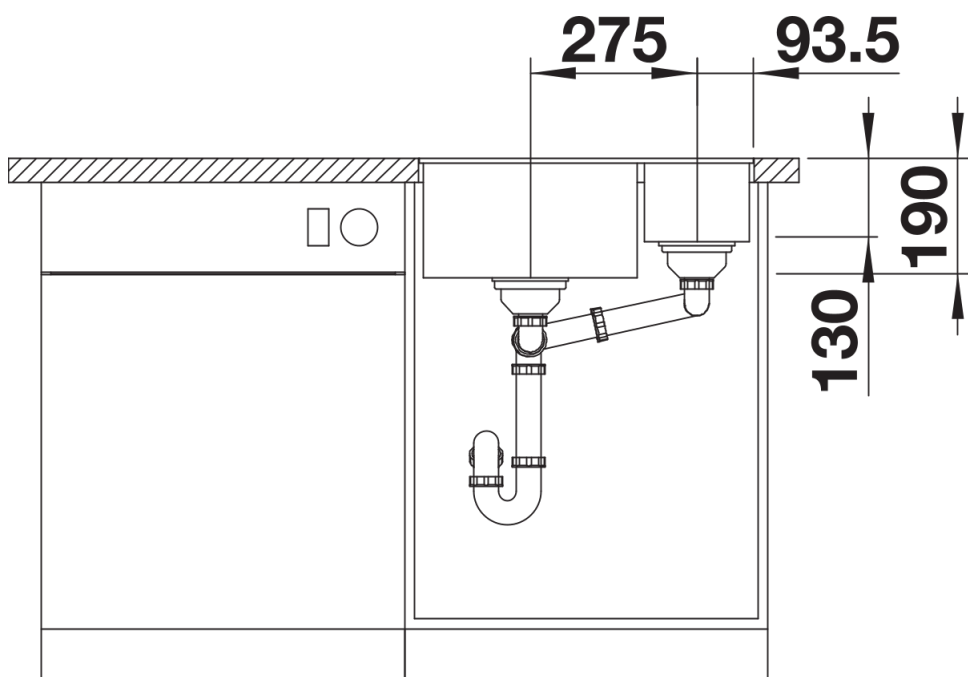
Details



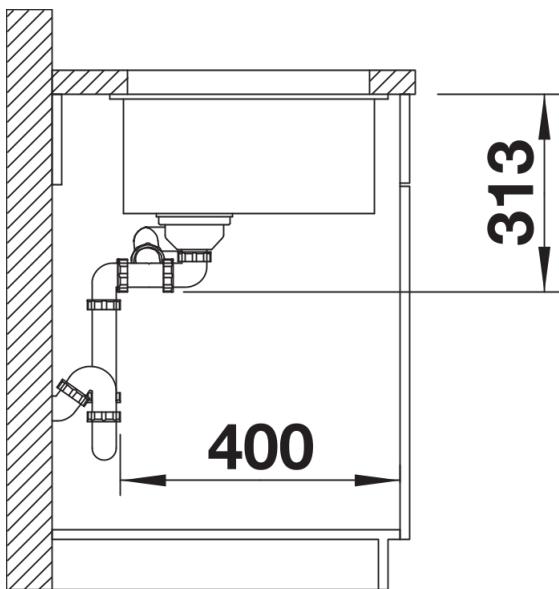
Top view



Cut-out



Front view



Side view