

Product information sheet SOLIS 500-IF

Item no. 526123

Benefits



- A harmonious interplay between functional and visual elements
- High-quality features with covered C-overflow and InFino drain system – elegantly integrated and easy-care
- Convenient bowl volume and base surface designed for practical use
- Elegant IF flat-rim for flushmount and for installation from above
- Functional accessories optionally available

Planning information

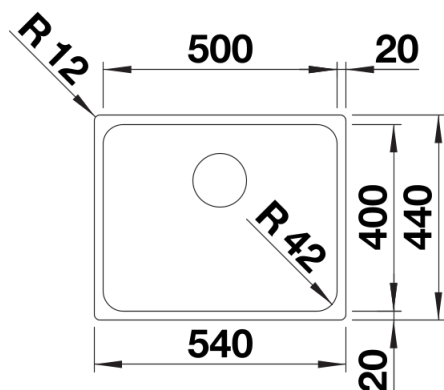
- Note: Installing a kitchen mixer tap, drain remote control or soap dispenser in laminate worktops requires a flexible sealing tape.

Please order drain connections for combinations of two individual bowls separately.

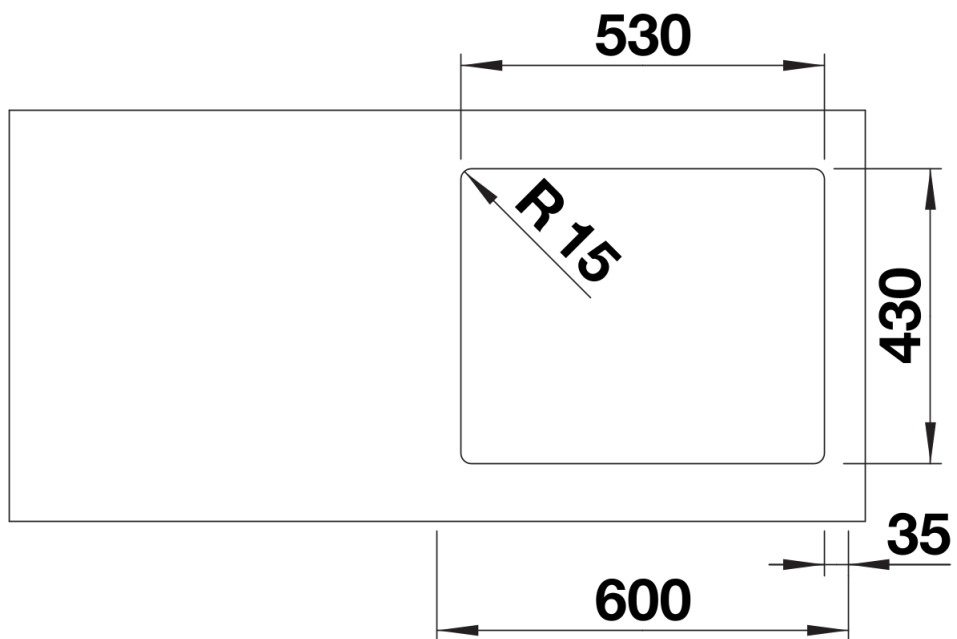
Scope of supply

- waste kit with space-saving pipe
- 3 ½" InFino basket strainer
- fixing kit

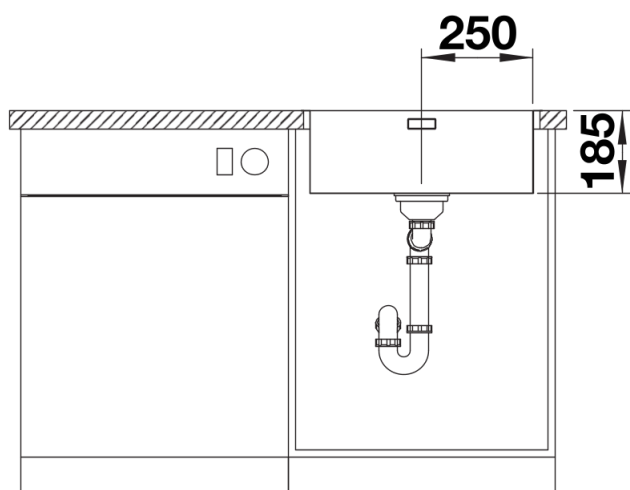
Details



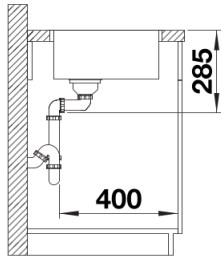
Top view



Cut-out



Front view



Side view