

## Product information sheet MILA-S

Item no. 526660

### Benefits

---



- Slender body with a straight-lined spout
- Black matt surface finish to precisely match the surroundings
- With extendable pull-out hose
- For the easy filling of tall pots and vases
- Enlarged working radius thanks to the 360° swivel spout

### Colours

---



Available colours:

black matt

Special colours black matt

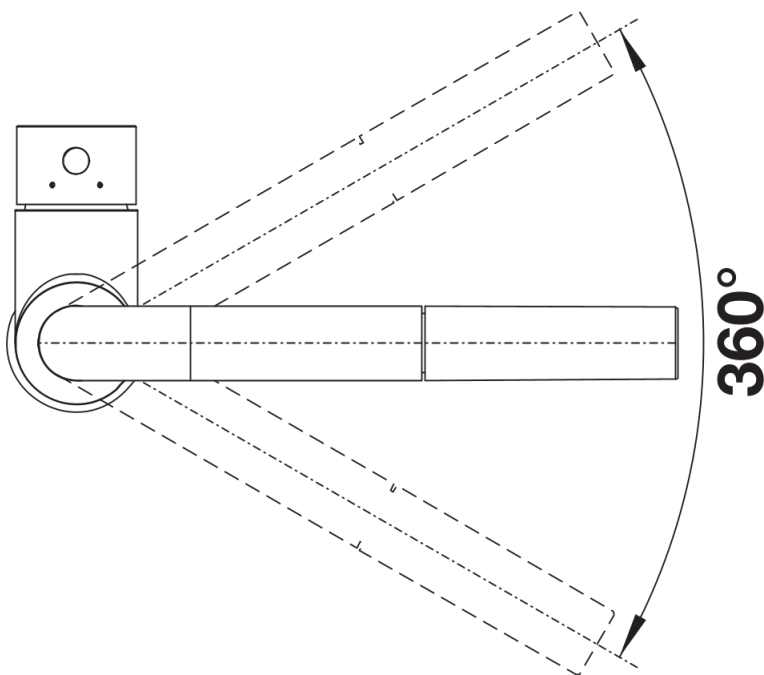
## Scope of supply

---

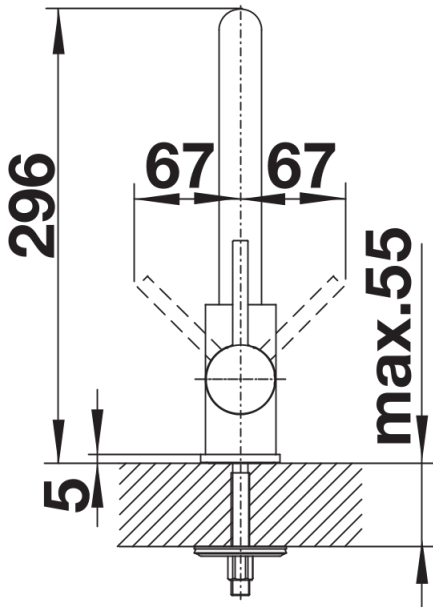
- 360° swivel spout for greater reach
- Ø 35 mm tap hole required
- With ceramic disk cartridge
- Patented jet regulator for markedly reduced scaling
- Spray made of plastic
- Nylon-sheathed spray hose
- Hose weight for reliable retraction
- Flexible connector pipes, 500 mm long and  $\frac{3}{8}$ " nut
- Stabilisation plate to increase the stability of the tap when fitted in stainless steel sinks
- With non-return valve and thus guaranteed against reflux in accordance with EN 1717

## Details

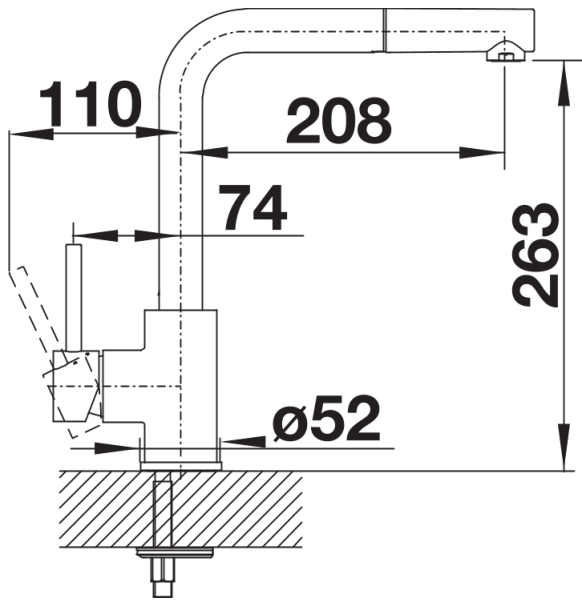
---



Swivel range



Side view hand gear 2D



Side view