

Product information sheet SUBLINE 340/160-U for Coloured Components


Item no. 527810

Benefits



- Maximum colour flexibility by choosing complementing waste fitting set in satin gold, black matt, satin dark steel or satin platinum metal finishes (to be ordered with separate article number)
- Undermount bowl for discerning demands on design
- Timelessly elegant, contoured bowl design
- Entire system for a wide variety of plans featuring large and small bowls
- High-quality features with covered C-overflow and InFino drain system – elegantly integrated and easy-care
- Optional versatile accessories are available

Colours



Available colours:

black
anthracite
rock grey
volcano grey
white
soft white
tartufo
coffee

SILGRANIT black

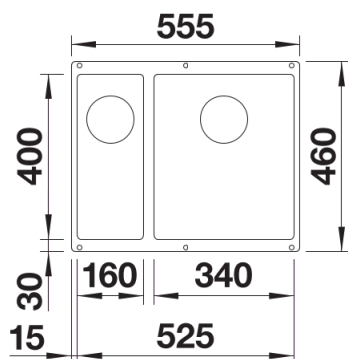
Planning information

- Cut-out radius: 10 mm
Drainage components must be ordered separately.

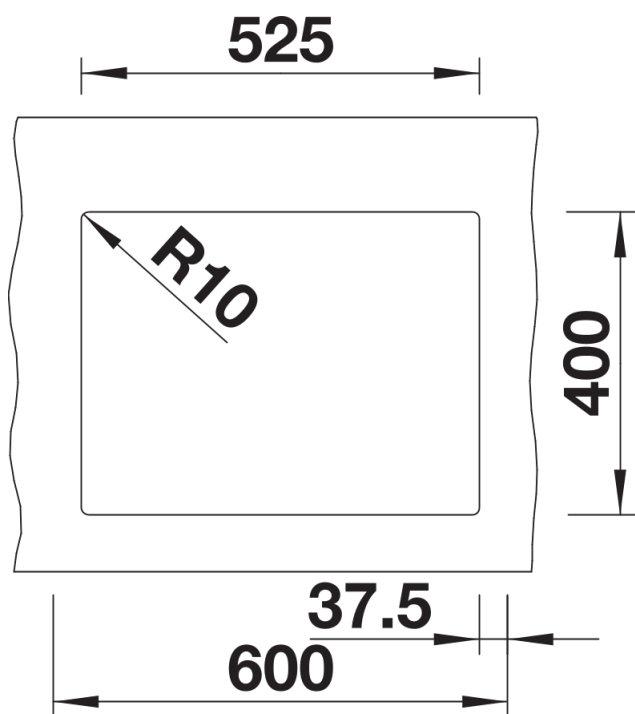
Scope of supply

- fixing kit

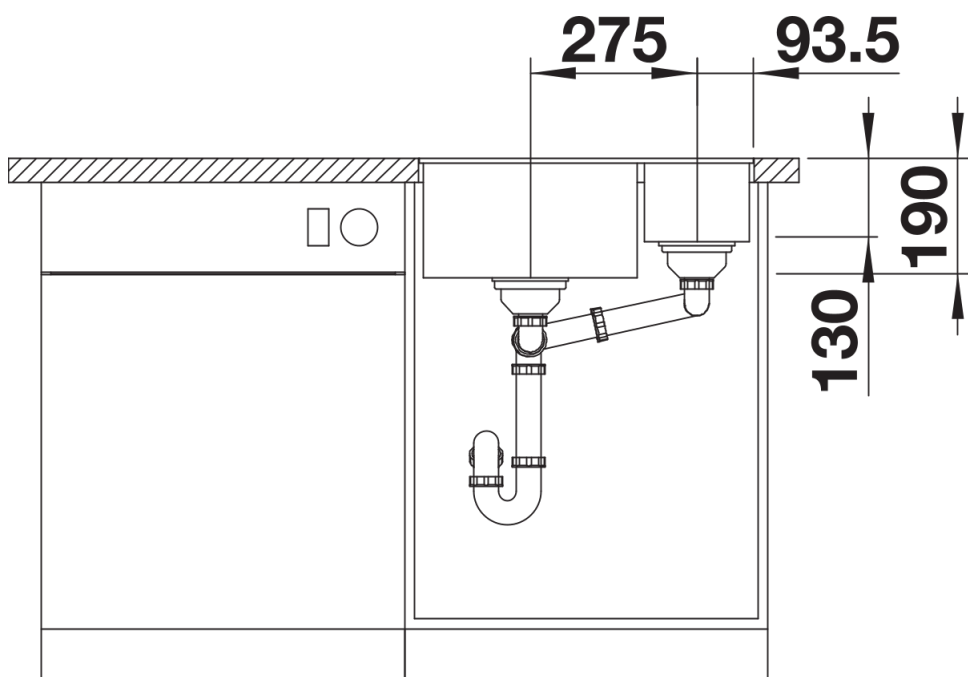
Details



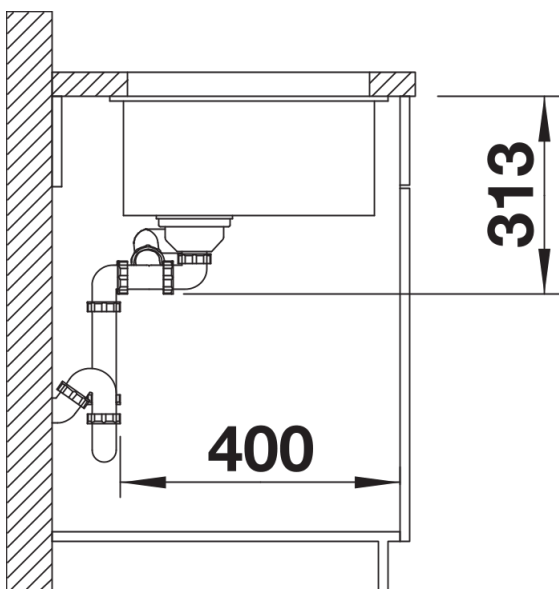
Top view



Cut-out



Front view



Side view