

Product information sheet PANERA-S

Item no. 521547

Benefits



- Designer mixer tap of striking elegance and material aesthetics
- Distinctive control concept: easy to pull spray hose from the front
- Changes from clear spray to shower at the touch of a button
- Energy-saving: basic setting of the control lever to cold start
- Seamless visual integration of the shower button
- High-quality version in solid stainless steel, brushed finish

Colours



Available colours:
stainless steel

solid stainless steel

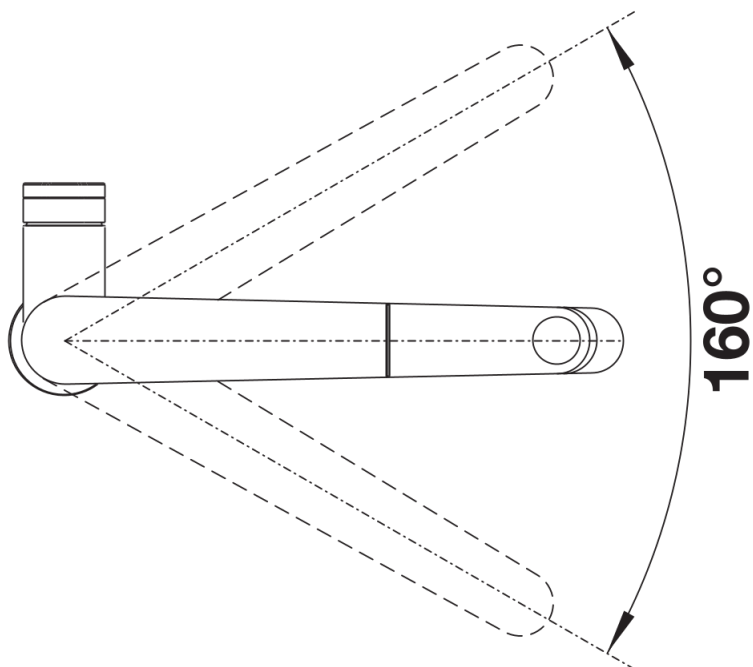
Planning information

- Clear spray included

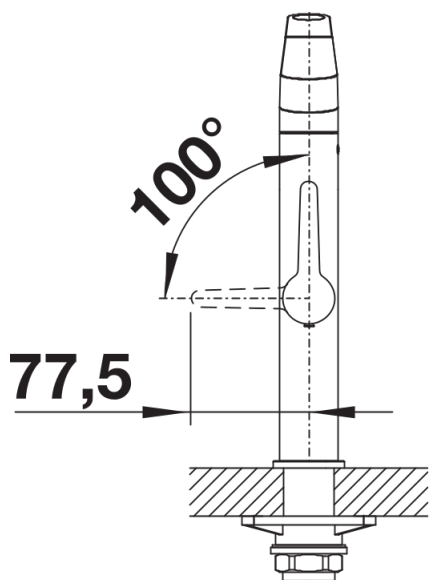
Scope of supply

- 160° swivel spout for greater reach
- Ø 35 mm tap hole required
- With ceramic disk cartridge
- Metal-sheathed spray hose
- Flexible connection pipes with a length of 560 mm and $\frac{3}{8}$ " nut for particularly easy and secure installation
- Patented jet regulator for markedly reduced scaling
- Stabilising plate to increase the stability of the tap when fitted in stainless steel sinks
- With non-return valve and thus guaranteed against reflux in accordance with EN 1717
- LGA approved
- DVGW approved

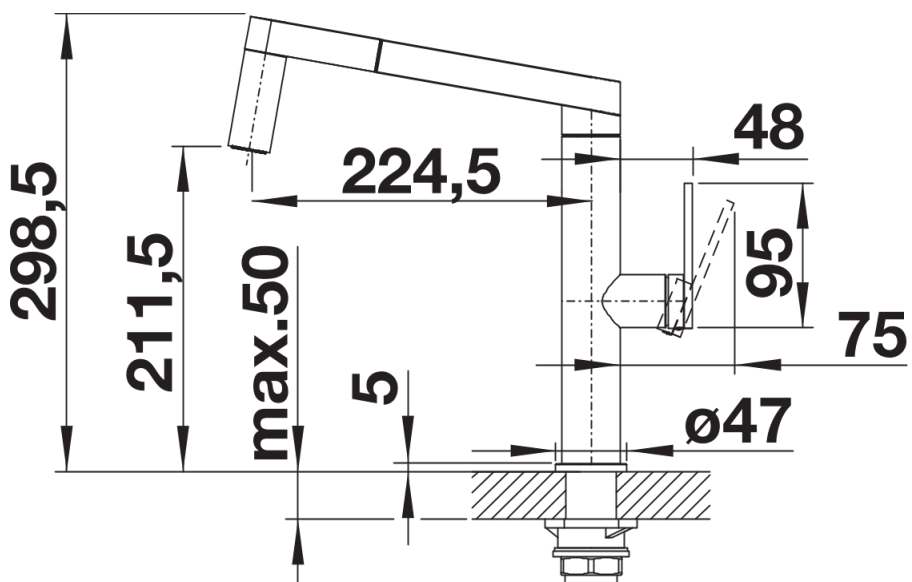
Details



Swivel range



Side view hand gear 2D



Side view