

## Product information sheet LINUS-F

Item no. 514025

### Benefits

---



- Suitable for installation beneath window
- Minimalist design
- Simple to operate: lift straight up and lay on one side
- Spout can be swivelled through 360° for greater cover
- High spout for easy filling of pans and vases
- Lever can be positioned on the left, the right or in the centre
- Minimum clearance between sink and window sash 2.5 cm

### Colours

---



Available colours:  
chrome

galvanic chrome

## Planning information

---

- \*Minimum clearance between sink and window sash 2.5 cm.
- For ND version with flow rate control to protect the boiler.
- Optionally available:
- Aerator set with clear spray and aerated spray for high-pressure mixer taps incl. service key

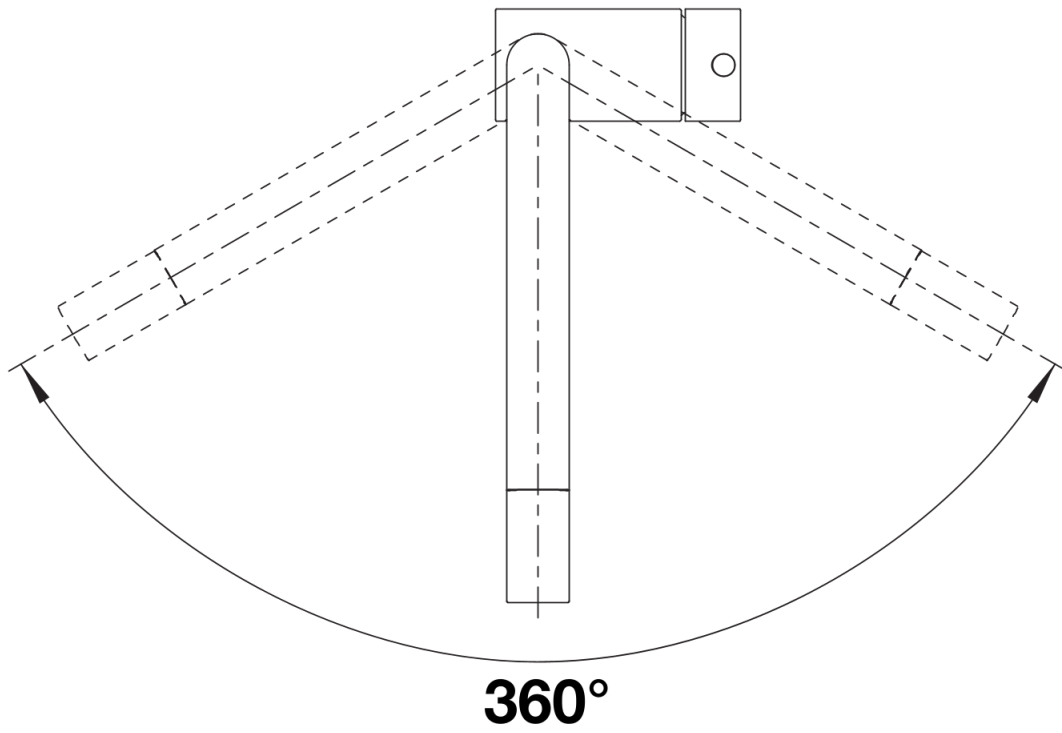
## Scope of supply

---

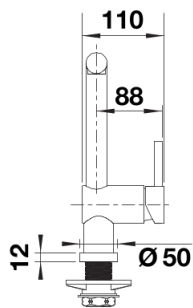
- Single-lever mixer tap
- 360° swivel spout for greater reach
- Ø 35 mm tap hole required
- With ceramic disk cartridge
- Flexible connector pipes, 750 mm long and  $\frac{3}{8}$ " nut for particularly easy and safe installation
- Patented jet regulator for markedly reduced scaling
- Stabilisation plate to increase the stability of the tap when fitted in stainless steel sinks
- LGA approved
- DVGW approved

## Details

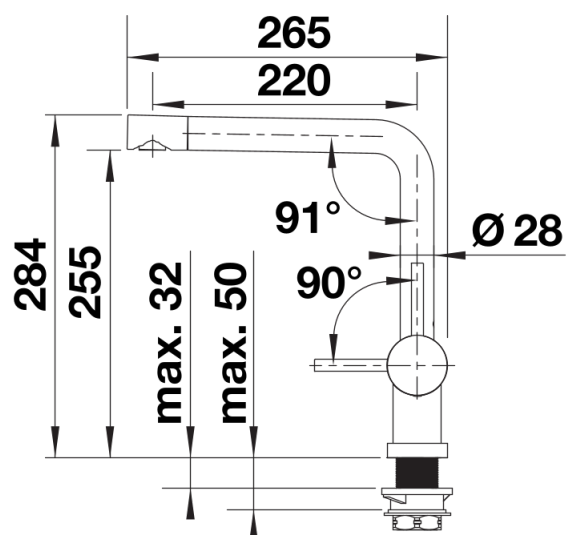
---



Swivel range



Side view hand gear 2D



Side view