

## Product information sheet LINUS-F

Item no. 514025

### Benefits

---



- Suitable for installation beneath window
- Minimalist design
- Simple to operate: lift straight up and lay on one side
- Spout can be swivelled through 360° for greater cover
- High spout for easy filling of pans and vases
- Lever can be positioned on the left, the right or in the centre
- Minimum clearance between sink and window sash 2.5 cm

### Colours

---



Available colours:  
chrome

galvanic chrome

## Planning information

---

- \*Minimum clearance between sink and window sash 2.5 cm.<br><br>For ND version with flow rate control to protect the boiler.<br><br>Optionally available:<br>Aerator set with clear spray and aerated spray for high-pressure mixer taps incl. service key

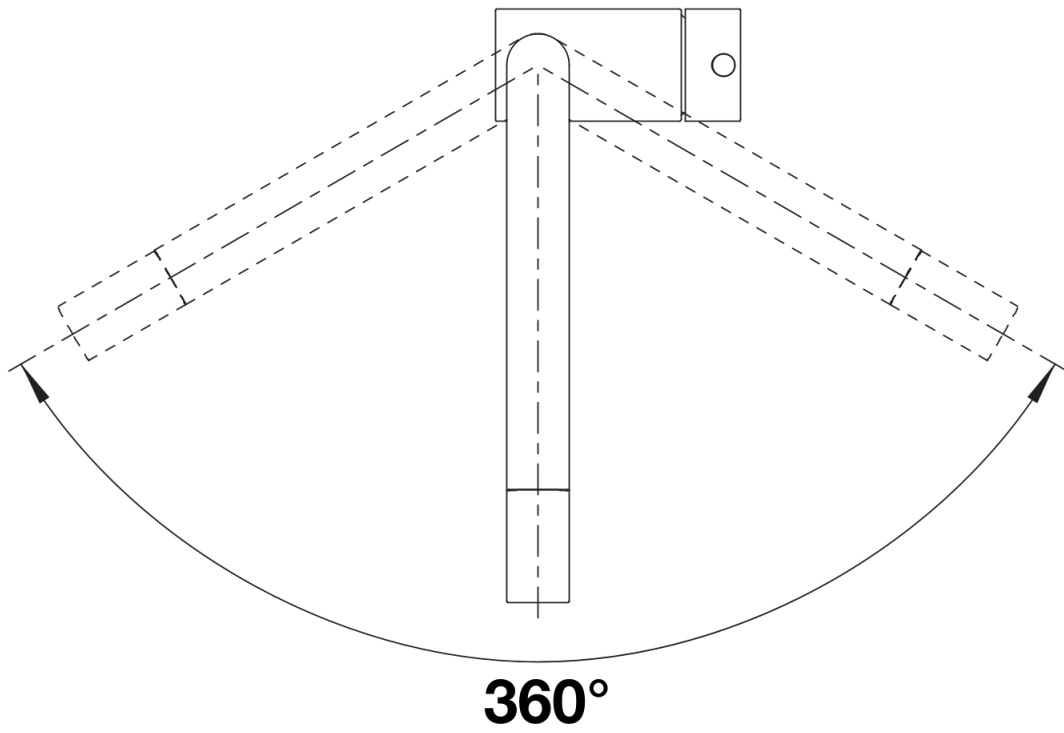
## Scope of supply

---

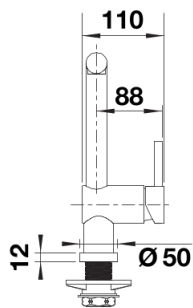
- 360° swivel spout for greater reach
- Ø 35 mm tap hole required
- With ceramic disk cartridge
- Patented jet regulator for markedly reduced scaling
- Flexible connector pipes, 950 mm long and  $\frac{3}{8}$ " nut
- Stabilisation plate to increase the stability of the tap when fitted in stainless steel sinks

## Details

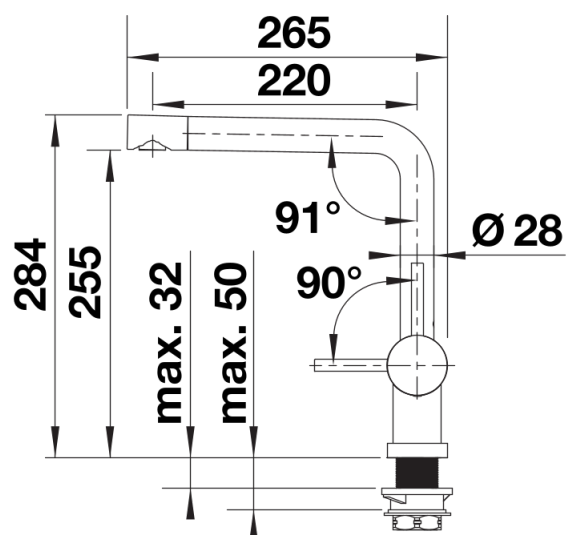
---



Swivel range



Side view hand gear 2D



Side view