

## Product information sheet LINUS-S-F

Item no. 514023

### Benefits

---



- Suitable for installation beneath window
- Minimalist design
- Simple to operate: lift straight up and lay on one side
- High spout for easy filling of pans and vases
- Extendable spray head
- Minimum clearance between sink and window sash 4.5 cm

### Colours

---



Available colours:  
chrome

galvanic chrome

## Planning information

---

- \*Minimum clearance between sink and window sash 4.5 cm.<br><br>For ND version with flow rate control to protect the boiler.<br><br>Optionally available:<br>Aerator set with clear spray and aerated spray for high-pressure mixer taps incl. service key

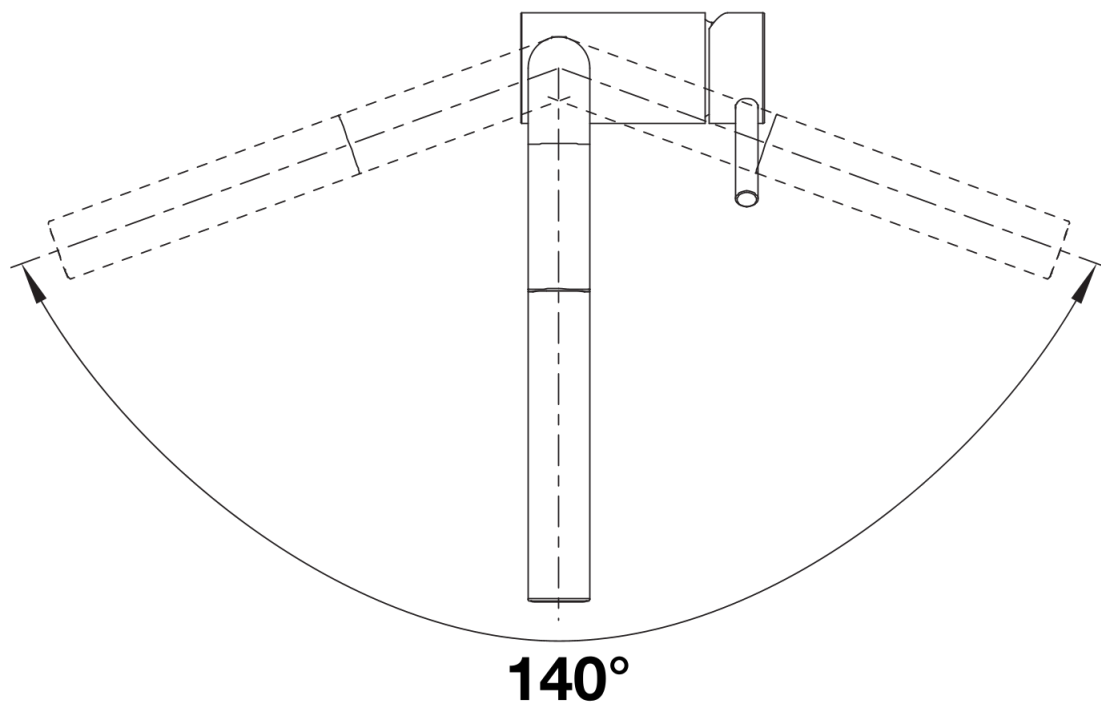
## Scope of supply

---

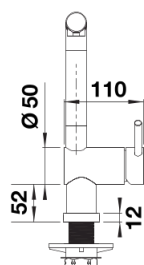
- 140° swivel spout for greater reach
- Ø 35 mm tap hole required
- With ceramic disk cartridge
- Patented jet regulator for markedly reduced scaling
- Spray made of metal
- Metal-sheathed spray hose
- BLANCO hose weight for extended reach
- Flexible connector pipes, 950 mm long and 3/8" nut
- Stabilisation plate to increase the stability of the tap when fitted in stainless steel sinks
- With non-return valve and thus guaranteed against reflux in accordance with EN 1717

## Details

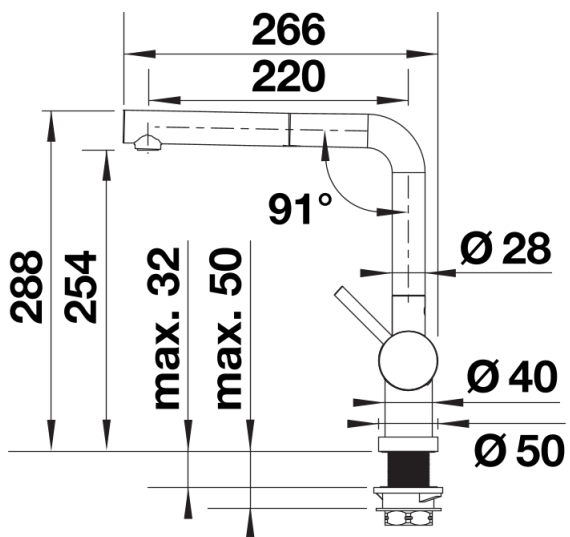
---



Swivel range



Side view hand gear 2D



Side view