

Product information sheet MILI

Item no. 519413

Benefits



- Slender body with a J-shaped spout
- For the easy filling of tall pots and vases
- Enlarged working radius thanks to the 360° swivel spout

Colours



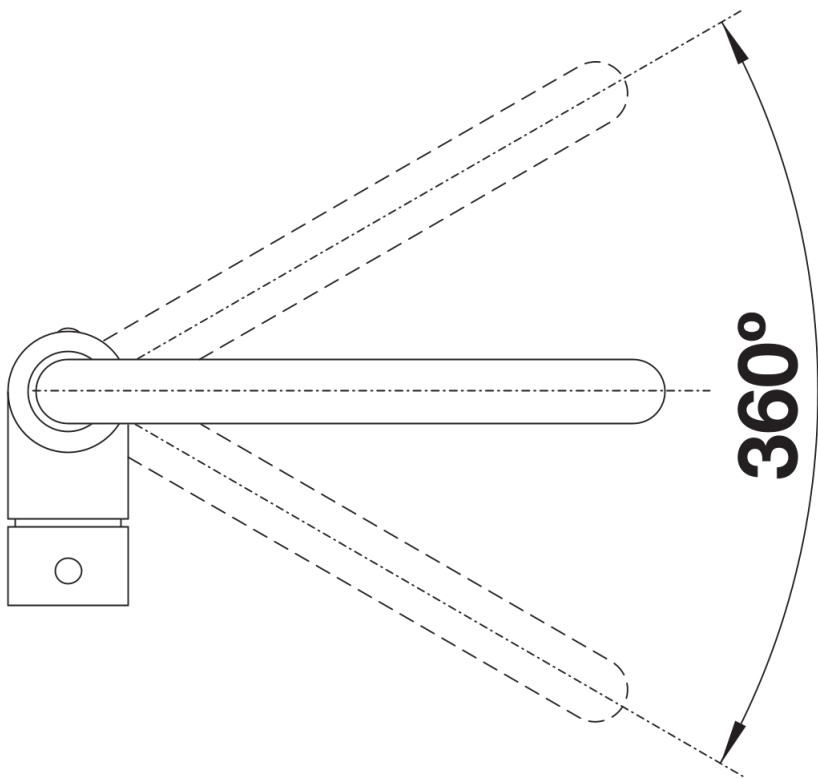
galvanic chrome

Available colours:
chrome

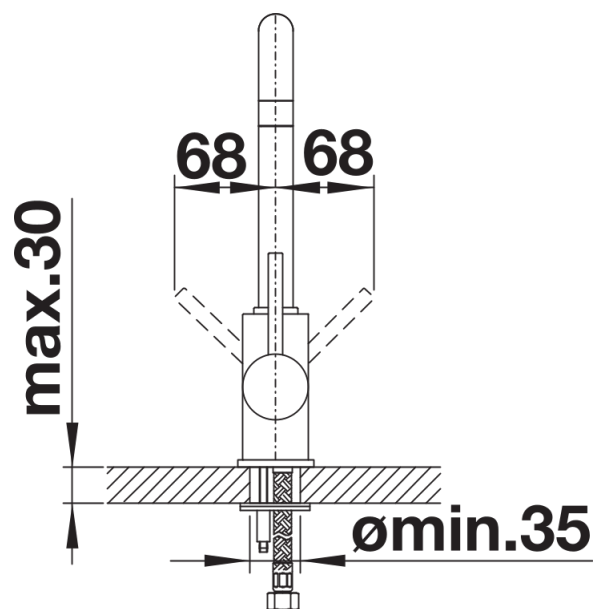
Scope of supply

- 360° swivel spout for greater reach
- Ø 35 mm tap hole required
- With ceramic disk cartridge
- Patented jet regulator for markedly reduced scaling
- Flexible connector pipes, 500 mm long and $\frac{3}{8}$ " nut
- Stabilisation plate to increase the stability of the tap when fitted in stainless steel sinks

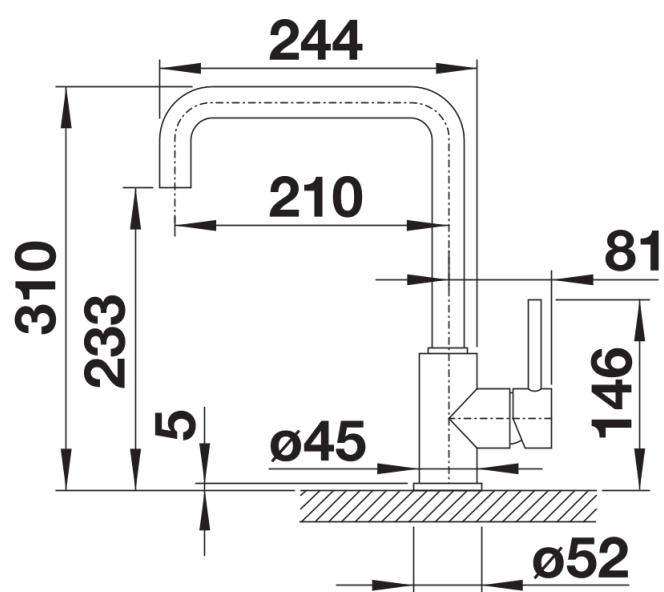
Details



Swivel range



Side view hand gear 2D



Side view